



ATLETSKI KLUB
"SLOBODA"



VARAŽDIN

14.05.2016.

19. CROATIAN OPEN ATHLETICS CHAMPIONSHIPS

RESULTS

Organizacijski odbor / Organizing Committee

Ratko Kovačić – Predsjednik / The President
Juraj Škrtić – Zamjenik predsjednika / Vice President
Ivan Domislović – Zamjenik predsjednika / Vice President
Patrik Koščak – Zamjenik predsjednika / Vice President
Ticijan Komparić – Delegat HPO / NPC Delegate
Goran Žeželj – Direktor natjecanja / Competition director
Damir Frntić – Asistent direktora natjecanja / Assistant Competition director
Stjepan Smernjak – Tehnički rukovoditelj / Technical manager
Nenad Pavliček – Rukovoditelj terena / Official Surveyor

Provedbeni odbor / Executive Committee

Boris Kirin – Klasifikatorski odbor / National Classifier Committee
Miroslav Marilović – Povjerenik HASOSI / Croatian Athletics Federation for Disabled Delegate
Siniša Kalajdžija – Protokol / Protocol coordinator
Nebojša Kalajdžija – Službeni spiker / Official Announcer
Damir Frntić – Informativni centar / Information center
Marija Koračević, dr.med. – Liječnička služba / First Aid
Antonija Milak – Rukovoditelj volontera / Volunteer coordinator
Marina Cmrečki – Rukovoditelj sudaca / Referees coordinator
Darko Matić – Mediji / The Media
Ivana Piler – Rukovoditelj financija / Finance Officer
Ivan Čondor – Elektronsko mjerenje rezultata / Electronic Timekeeping
Miro Hainž – Obrada rezultata / Scoring
Mirjam Čop – Rukovoditelj smještaja / Accommodation coordinator
Damir Frntić – Transport

Komisija za žalbe / Jury of Appeal

Miroslav Marilović – Povjerenik HASOSI / CAFD Delegate
Marina Cmrečki – Glavni sudac natjecanja / Main Referee
Tomislav Krističević – Izbornik HASOSI / National Team Manager

IPC Technical Delegate

Ms. Ilona Babkova (CZE)

COMPETITION PARTICIPANTS

Rb	Country / Zemlja	Team color	Team manager	Number of athletes	Number of start places
1.	AUT - Austria, Austrija			2	2
2.	BIH - Bosnia & Herzegovina, BIH			2	2
3.	BUL - Bulgaria, Bugarska			2	2
4.	CZE - Czech Republic, Češka			2	4
5.	HUN - Hungary, Madžarska			1	2
6.	MNE - Montenegro, Crna Gora			3	5
7.	ROU - Romania, Rumunjska			5	6
8.	SRB - Serbia, Srbija			13	16
9.	SVK - Slovakia, Slovačka			6	10
10.	AGR. - AKOI Agram, Zagreb	plava	Ante Pavković	16	29
11.	AKOIK - AKOI Karlovac, Karlovac	bijela	Josip Lukačić	6	11
12.	KAST - AKOI Kastav, Kastav	bijela	Miroslav Marilović		
13.	AKOIM - AKOI Medulin, Medulin	plava	Danial Temim	3	3
14.	AKOKT - AKOI Odisej Kutina, Kutina	plava	Mihovil Rendulić	5	10
15.	AKOIO - AKOI Otos, Grubišno Polje	svijetloplava	Boris Kljaić	4	7
16.	POSK - AKOI Poskok, Split	bijela	Mijo Bakić	7	10
17.	SOK - AKOI Sokol, Bjelovar	plava	Zoran Ćuić	8	9
18.	SPEK - AKOI Spektar, Pula	crvena	Katja Luketić	1	2
19.	SRCE - AKOI Srce, Rijeka	plavo-bijela	Zvonimir Brozić	24	46
20.	USP - AKOSI Ušpon, Velika Gorica	crvena	Ivan Čengić	11	18
21.	CV - Cibalia, Vinkovci	bijelo-plava	Alen Spajić	2	4
22.	MČ - Međimurje, Čakovec	crveno-bijela	Aleksandar Žbulj	1	2
23.	SV - Sloboda, Varaždin	crvena	Nenad Pavliček	1	2
24.	USRD - USROSI Daruvar, Daruvar	svijetloplava	Darko Potkrajšek	3	3
				128	205

Results

100 m Women

Rank	Bib	Athlete	Y	Country	Category	NC	Age res	Wind	Result	Points
100 m Women Women 12/20/47										Start: 10:50

IWAS points

1.	262	Aleksandra MARTINOVIĆ	1999	SRB		Women 47		(-0,5)	14,97	691
2.	276	Hanka KOLNIKOVA	1989	SVK		Women 12		(-0,5)	13,93	689
3.	211	Tihana MUŽAK	2000	SRCE		Women 20	1	(-0,5)	19,01	329 5
4.	209	Matea CINDRIĆ	2000	SRCE		Women 20	2	(-0,5)	22,14	141 3
5.	2	Marta BOTIČKI	2001	AGR.		Women 20	3	(-0,5)	23,13	92

200 m Women

Rank	Bib	Athlete	Y	Country	Category	NC	Age res	Wind	Result	Points
200 m Women Women 20										Start: 11:57

1.	211	Tihana MUŽAK	2000	SRCE		Women 20	1	(-1,6)	40,24	
2.	209	Matea CINDRIĆ	2000	SRCE		Women 20	2	(-1,6)	49,30	

Long Jump Women

Rank	Bib	Athlete	Y	Country	Category	NC	Age res	Wind	Result	Points
Long Jump Women Women 12/20/47										Start: 12:00

RAZA points

1.	26	Mikela RISTOSKI	1989	AKOIM		Women 20	1	(+1,5)	5,68	1009
		x/+2,9	5,68/+1,5	5,26/+2,9	- - -					
2.	262	Aleksandra MARTINOVIĆ	1999	SRB		Women 47		(+2,9)	4,82	577
		x/+1,7	4,82/+2,9	x/+2,0	4,51/+1,5	x/+2,9	4,46/+3,2			

Results

Shot Put Women

Rank	Bib	Athlete	Y	Country	Category	NC	Age res	Result	Points
Shot Put Women Women 12/13/41/46									Start: 11:30

RAZA points - F1

1.	3	Kristina IVANKOVIĆ	1992	AGR.		Women 13	1	11,07 4kg	868
		10,69 10,28 x 10,75 10,21 11,07							
2.	4	Kristina ŠKRLEC	1992	AGR.		Women 12	2	9,42 4kg	551
		8,64 8,60 8,86 9,42 8,62 8,66							
3.	263	Saška SOKOLOV	1995	SRB		Women 46		8,11 4kg	464
		7,98 7,77 8,11 7,88 8,09 8,11							
4.	254	Marijana GORANOVIĆ	1989	MNE		Women 41		6,32 3kg	403
		5,90 6,32 x x 6,31 6,14							
5.	1	Eva BLAŽEVIĆ	1997	AGR.		Women 41	3	5,56 3kg	246
		5,42 5,10 5,42 5,07 5,56 5,43							

Shot Put Women Women 3kg 54/55/56/57									Start: 10:30
---	--	--	--	--	--	--	--	--	--------------

RAZA points - F5

1.	248	Dženita KLICO	1981	BIH		Women 54		4,95	438
		4,70 4,70 4,42 4,95 4,84 4,71							
2.	234	Renata CELJAK	1977	USP		Women 55	1	4,92	334
		4,36 4,45 4,75 4,92 4,78 4,68							
3.	252	Szmrtnik KATALIN	1961	HUN		Women 57		5,84	217
		x 5,62 5,84 5,72 5,57 5,64							
4.	213	Lukrecija TOMUŠIĆ	1988	SRCE		Women 54	2	4,08	205
		3,80 3,87 4,05 4,08 3,94 3,89							
	210	Milka MILINKOVIĆ	1955	SRCE		Women 55		DNS	
	47	Jelena VUKOVIĆ	1975	SPEK		ooc Women 56		7,59	
		7,27 7,27 7,34 7,55 7,56 7,59							

Discus Women

Rank	Bib	Athlete	Y	Country	Category	NC	Age res	Result	Points
Discus Women Women 12/41/44									Start: 13:30

RAZA points - F6

1.	254	Marijana GORANOVIĆ	1989	MNE		Women 41		18,56 750g	360
		16,04 - 15,78 x x 18,56							
2.	257	Florentina HRISCU	1977	ROU		Women 44		18,65 1kg	183
		17,44 15,17 17,97 18,65 17,53 17,65							
3.	1	Eva BLAŽEVIĆ	1997	AGR.		Women 41	1	15,09 750g	169
		15,09 14,91 14,35 14,90 14,56 14,05							
4.	4	Kristina ŠKRLEC	1992	AGR.		Women 12	2	18,51 1kg	98
		16,12 - 18,51 16,47 x 17,21							

Discus Women Women 1kg 56/57									Start: 14:20
-------------------------------------	--	--	--	--	--	--	--	--	--------------

F6

1.	252	Szmrtnik KATALIN	1961	HUN		Women 57		12,42	
		12,42 10,47 10,39 10,32 10,64 8,70							
	47	Jelena VUKOVIĆ	1975	SPEK		ooc Women 56		20,39	
		19,13 20,07 19,80 20,39 20,18 19,50							

Results

Javelin Women

Rank	Bib	Athlete	Y	Country	Category	NC	Age res	Result	Points
Javelin Women Women 600g 12/13/46									Start: 15:20

RAZA points - F2

1.	246	Natalija EDER	1980	AUT	Women 12			39,58	885
		33,94 37,09 36,39 36,26 39,58 35,62							
2.	263	Saška SOKOLOV	1995	SRB	Women 46			34,25	814
		x 30,53 30,49 32,14 26,83 34,25							
3.	286	Fatme ISMAIL	1997	BUL	Women 13			24,18	418
		21,54 21,27 23,09 24,18 23,88 20,65							
4.	3	Kristina IVANKOVIĆ	1992	AGR.	Women 13	1		17,46	139
		15,57 16,30 17,46 17,36 16,84 15,18							

Javelin Women Women 600g 54/55									Start: 13:30
---------------------------------------	--	--	--	--	--	--	--	--	--------------

RAZA points - F4

1.	210	Milka MILINKOVIĆ	1955	SRCE	Women 55	1		15,67	793 5
		14,35 14,65 14,47 14,79 14,65 15,67							
2.	234	Renata CELJAK	1977	USP	Women 55	2		9,09	198 3
		7,99 8,47 8,69 x 9,09 x							
3.	213	Lukrecija TOMUŠIĆ	1988	SRCE	Women 54	3		6,32	51
		5,55 6,01 6,00 6,32 6,15 6,17							
	248	Dženita KLICO	1981	BIH	Women 54			DNS	

Club Women












Rank	Bib	Athlete	Y	Country	Category	NC	Age res	Result	Points
Club Women Women 32 397g									Start: 12:40

F3

1.	201	Marija KASUMOVIĆ	1974	SOK	Women 32	1		12,80	
		12,48 12,50 12,68 12,80 12,59 11,64							




Results

100 m Men

Rank	Bib	Athlete	Y	Country	Category	NC	Age res	Wind	Result	Points
100 m Men Men 20 Start: 10:58										
1.	16	Zoran TALIĆ	1990	AGR.		Men 20	1	(-1,6)	12,13	5
2.	44	Mate RAMIĆ	1995	POSK		Men 20	2	(-1,6)	13,91	3
3.	221	Denis KUJAJ	1994	SRCE		Men 20	3	(-1,6)	14,45	1
4.	46	Antonio TUZLAK	1992	POSK		Men 20	4	(-1,6)	14,46	
5.	43	Damir PRSTAC	1996	POSK		Men 20	5	(-1,9)	14,65	
6.	215	Filip BEBAR	1998	SRCE		Men 20	6	(-1,9)	15,25	
7.	232	Alon TAIRI	1997	SRCE		Men 20	7	(-1,9)	15,29	
8.	222	Dario LUJIĆ	1999	SRCE		Men 20	8	(-1,9)	15,41	
9.	223	Mateo MAJCAN	1997	SRCE		Men 20	9	(-1,9)	16,62	
10.	31	Zoran DOMITROVIĆ	1986	AKOKT		Men 20	10	(-1,6)	18,18	
	285	Goran RADANAC	1990	USRD		Men 20			DNS	






100 m Men Men 36/37/38 Start: 11:03

IWAS points

1.	277	Benjamin ERBAN	1989	SVK		Men 36		(-1,5)	14,42	665
2.	260	Marian PETRIA	1990	ROU		Men 36		(-1,5)	14,93	608
3.	253	Igor ŠTEFIČAR	1993	MČ		Men 37	1	(-1,5)	15,44	488 5
4.	8	Luka ĐUKEZ	1986	AGR.		Men 38	2	(-1,5)	17,28	274 3
5.	214	Niko BARIČEVIĆ	1988	SRCE		Men 37	3	(-1,5)	19,86	157 1
6.	10	Srećko MARTIĆ	1982	AGR.		Men 38	4	(-1,5)	19,04	156

100 m Men Men 13/42/43/46/47 Start: 11:13

IWAS points

1.	247	Alexander POTOTSCHNIG	1998	AUT		Men 47		(-0,6)	12,06	807
2.	261	Octavian TUCALIUC	1994	ROU		Men 13		(-0,6)	12,23	741
3.	217	Toni DRUŽETA	1980	SRCE		Men 47	1	(-0,6)	13,34	634 5
4.	5	Ivica BALOG	1980	AGR.		Men 42	2	(-0,6)	16,01	535 3
5.	19	Josip LUKAČIĆ	1950	AKOIK		Men 46	3	(-0,6)	20,24	86

Results

200 m Men

Rank	Bib	Athlete	Y	Country	Category	NC	Age res	Wind	Result	Points
200 m Men Men 20 Start: 12:04										
1.	227	Vinko NOVAK	1999	SRCE	Men 20	1		(-1,4)	27,37	5
2.	239	Tvrtko MATANOVIĆ	1996	USP	Men 20	2		(-1,4)	28,11	3
3.	236	Stjepan DERETA	1993	USP	Men 20	3		(-1,4)	29,24	1
4.	226	Josip MUŽAK	1998	SRCE	Men 20	4		(-1,4)	30,23	
5.	221	Denis KUJAJ	1994	SRCE	Men 20	5		(-1,4)	31,58	
6.	232	Alon TAIRI	1997	SRCE	Men 20	6		(-1,4)	32,34	
7.	31	Zoran DOMITROVIĆ	1986	AKOKT	Men 20	7		(-1,4)	37,74	

200 m Men Men 36/37/38/42 Start: 12:08

IWAS points

1.	260	Marian PETRIA	1990	ROU	Men 36			(-0,6)	31,13	572
2.	253	Igor ŠTEFIČAR	1993	MČ	Men 37	1		(-0,6)	31,88	421 5
3.	8	Luka ĐUKEZ	1986	AGR.	Men 38	2		(-0,6)	35,67	244 3
4.	5	Ivica BALOG	1980	AGR.	Men 42	3		(-0,6)	42,25	159 1
5.	10	Srećko MARTIĆ	1982	AGR.	Men 38	4		(-0,6)	39,73	117
6.	214	Niko BARIČEVIĆ	1988	SRCE	Men 37	5		(-0,6)	40,74	112

400 m Men

Rank	Bib	Athlete	Y	Country	Category	NC	Age res	Result	Points	
400 m Men Men 13/44/46/47 Start: 16:09										

IWAS points

1.	217	Toni DRUŽETA	1980	SRCE	Men 47	1			56,94	1273
2.	259	Abel CIORAP	1997	ROU	Men 13				53,68	799
3.	287	Kamen MINKOV	1992	BUL	Men 44				1:05,68	567
4.	219	Antonio FRANKO	1992	SRCE	Men 44	2			1:12,61	418
5.	233	Goran VIGNJEVIĆ	1981	SRCE	Men 46	3			1:13,70	334

400 m Men Men 20 Start: 16:20

1.	239	Tvrtko MATANOVIĆ	1996	USP	Men 20	1			59,75	5
2.	236	Stjepan DERETA	1993	USP	Men 20	2			1:05,20	3
3.	42	Antonio PRSTAC	1998	POSK	Men 20	3			1:11,14	1
4.	229	Davor SMAJIĆ	1991	SRCE	Men 20	4			1:13,20	
5.	215	Filip BEBAR	1998	SRCE	Men 20	5			1:23,86	
6.	222	Dario LUJIĆ	1999	SRCE	Men 20	6			1:39,31	

800 m Men

Rank	Bib	Athlete	Y	Country	Category	NC	Age res	Result	Points	
800 m Men Men 20 Start: 16:36										






1.	227	Vinko NOVAK	1999	SRCE	Men 20	1			2:47,10	
2.	226	Josip MUŽAK	1998	SRCE	Men 20	2			2:47,36	
3.	223	Mateo MAJCAN	1997	SRCE	Men 20	3			3:09,08	

Results

1500 m Men





Rank	Bib	Athlete	Y	Country	Category	NC	Age res	Result	Points
1500 m Men Men 20/44/46									Start: 16:51

IWAS points

1.	219	Antonio FRANKO	1992	SRCE		Men 44	1	5:51,81	554
2.	216	Muhamed BERIŠA	1998	SRCE		Men 20	2	5:39,23	388
3.	228	Medid OSMANI	1997	SRCE		Men 20	3	5:43,71	370
4.	229	Davor SMAJIĆ	1991	SRCE		Men 20	4	6:02,95	298
5.	233	Goran VIGNJEVIĆ	1981	SRCE		Men 46	5	6:05,75	289

Long Jump Men

Rank	Bib	Athlete	Y	Country	Category	NC	Age res	Wind	Result	Points
Long Jump Men Men 20									Start: 16:30	

1.	16	Zoran TALIĆ	1990	AGR.		Men 20	1	(+1,2)	6,88	5
		6,36/+0,7 6,44/+0,9 6,55/+1,4 6,88/+1,2 4,52/+0,7 6,86/+1,1								
2.	216	Muhamed BERIŠA	1998	SRCE		Men 20	2	(+1,0)	5,17	3
		x/+0,9 5,17/+1,0 x/+1,6 4,83/+1,2 x/+0,6 -								
3.	44	Mate RAMIĆ	1995	POSK		Men 20	3	(+0,8)	4,74	1
		4,72/+0,8 4,74/+0,8 4,12/+1,6 4,10/+1,0 4,44/+0,9 4,55/+1,2								
4.	277	Benjamin ERBAN	1989	SVK		Men 36		(+1,7)	4,47	
		4,31/+1,3 4,21/+0,5 4,15/+1,3 4,31/+1,4 4,31/+0,8 4,47/+1,7								
5.	43	Damir PRSTAC	1996	POSK		Men 20	4	(+0,8)	4,04	
		3,18/+1,1 3,82/+1,1 3,89/+1,1 3,85/+1,5 3,84/+1,0 4,04/+0,8								
6.	46	Antonio TUZLAK	1992	POSK		Men 20	5	(+0,8)	3,50	
		x/+0,9 2,73/+1,8 2,89/+1,4 3,50/+0,8 2,73/+2,0 2,92/+1,1								
	285	Goran RADANAC	1990	USRD		Men 20			DNS	

Results

Shot Put Men










Rank	Bib	Athlete	Y	Country	Category	NC	Age res	Result	Points
Shot Put Men Men 7,26kg 11/12/13									Start: 12:20

RAZA points - F1

1.	34	Miljenko VUČIĆ	1981	AKOKT		Men 12	1	13,79	779	5
		13,79 13,71 x 13,53 x 13,57								
2.	22	Duško PETROVIĆ	1955	AKOIK		Men 11	2	6,74	112	3
		x 6,36 6,01 6,33 6,74 6,73								
3.	275	Zlatko PAP	1952	SV		Men 12	3	8,23	96	1
		7,68 8,23 8,03 8,01 x x								
4.	243	Goran SAMAC	1984	USP		Men 12	4	6,92	26	
		6,36 5,84 6,00 6,78 6,80 6,92								
5.	245	Mario VUKOVIĆ	1995	USP		Men 13	5	5,01	24	
		4,83 5,01 4,49 4,97 4,74 4,95								

Shot Put Men Men 20 7,26kg									Start: 10:40
-----------------------------------	--	--	--	--	--	--	--	--	--------------

F1

1.	282	Nebojša BOGUNOVIĆ	1991	USRD		Men 20	1	7,92		5
		7,92 7,85 7,58 7,59 7,86 7,48								
2.	231	Kristijan ŠTEFŠA	1995	SRCE		Men 20	2	6,98		3
		6,98 6,25 6,48 6,25 6,63 5,18								
3.	218	Miodrag ĐAKOVIĆ	1975	SRCE		Men 20	3	6,81		1
		6,70 6,57 6,50 6,59 6,81 6,69								
4.	283	Dario JELIĆ	1993	USRD		Men 20	4	6,73		
		6,61 6,57 6,73 6,65 6,71 6,73								
5.	224	Sanjin MARINOVIĆ	1985	SRCE		Men 20	5	6,49		
		6,26 6,49 6,39 6,02 5,93 6,37								
6.	237	Matija FRKIN	1990	USP		Men 20	6	6,01		
		4,71 5,32 6,01 5,90 5,88 5,45								
7.	35	Dean BRADEŠIĆ	1995	AKOIO		Men 20	7	5,84		
		5,84 5,74 5,76 5,63 5,59 5,55								
8.	21	Ivan MILČIĆ	1980	AKOIK		Men 20	8	4,20		
		4,01 4,15 3,63 4,20 4,07 3,80								
9.	240	Nikola NESTOROVIĆ	1988	USP		Men 20	9	4,18		
		3,59 3,98 3,78 4,11 3,97 4,18								

Shot Put Men Men 32/33/34/52/53									Start: 15:00
--	--	--	--	--	--	--	--	--	--------------

RAZA points - F5

1.	255	Radmilo BARANIN	1982	MNE		Men 34		8,51 4kg	408	
		8,33 8,48 8,51 8,29 8,33 8,16								
2.	12	Marijan PRESEČAN	1977	AGR.		Men 53	1	5,81 3kg	387	5
		5,23 5,40 5,81 5,57 5,76 5,77								
3.	207	Jozo ŠARIĆ	1971	SOK		Men 52	2	6,66 2kg	340	3
		6,56 x x 4,81 6,46 6,66								
4.	204	Slaven HUDINA	1984	SOK		Men 32	3	6,38 2kg	271	1
		5,11 6,29 6,14 5,98 6,09 6,38								
5.	241	Ivan PALČIĆ	1986	USP		Men 53	4	4,55 3kg	111	
		4,55 4,21 4,23 4,34 4,38 4,40								
6.	251	Bohumil ŠOUN	1991	CZE		Men 33		5,47 3kg	62	
		5,16 5,25 5,41 5,24 5,47 5,45								

Results

Shot Put Men

Rank	Bib	Athlete	Y	Country	Category	NC	Age res	Result	Points
Shot Put		Men	Men	35/36/37/38					Start: 13:10

RAZA points - F1

1.	208	Albin VIDOVIĆ	1975	SOK		Men 36	1	11,37 4kg	707	5
		11,05 11,35 11,37 10,76 11,23 11,08								
2.	205	Filip MLINAR	1994	SOK		Men 35	2	8,60 4kg	228	3
		8,35 8,36 8,48 8,19 8,60 8,10								
3.	27	Ramon BAJČINOVIĆ	1979	AKOIM		Men 37	3	8,20 5kg	165	1
		7,59 7,96 7,68 8,20 7,89 7,72								
4.	32	Matej KAČMARČIK	1999	AKOKT		Men 37	4	7,20 5kg	72	
		6,60 6,56 6,92 7,15 6,91 7,20								
5.	284	Dalibor KALENSKI	1982	USRD		Men 38	5	5,76 5kg	7	
		4,44 4,80 4,80 4,91 5,76 4,94								
	48	Mario ALILOVIĆ	1971	CV		ooc Men 35		2,69 4kg		
		2,65 2,69 - - - -								






Shot Put		Men	Men	40/41/42/44					Start: 14:30
----------	--	-----	-----	-------------	--	--	--	--	--------------

RAZA points - F1

1.	9	Ivan KATANUŠIĆ	1991	AGR.		Men 44	1	15,07 6kg	885	5
		13,67 14,15 14,80 15,05 15,07 x								
2.	17	Mladen TOMIĆ	1976	AGR.		Men 42	2	12,28 6kg	731	3
		12,14 12,28 12,23 12,03 x 12,17								
3.	15	Mile ŠOLA	1983	AGR.		Men 44	3	13,40 6kg	717	1
		12,78 x 13,40 13,08 x 11,90								
4.	33	Matija SLOUP	1996	AKOKT		Men 40	4	8,76 4kg	699	
		8,57 x 8,76 8,66 8,58 7,27								
5.	13	Denis SLUNJSKI	1987	AGR.		Men 41	5	8,58 4kg	406	
		8,58 - - - - -								
6.	14	Saša STOJILKOVIĆ	1995	AGR.		Men 40	6	4,80 4kg	34	
		4,24 4,80 4,74 4,43 4,37 4,22								
7.	18	Željko KRAJAČIĆ	1972	AKOIK		Men 42	7	6,07 6kg	17	
		6,06 6,07 - - - -								

Shot Put		Men	Men 54	4kg					Start: 11:20
----------	--	-----	--------	-----	--	--	--	--	--------------

F5

1.	278	Andrej GERMINEC	1980	SVK		Men 54		8,20		
2.	36	Deni ČERNI	1993	AKOIO		Men 54	1	7,99		5
3.	40	Zoran JEZERČIĆ	1974	POSK		Men 54	2	5,77		3
4.	37	Goran POPOVIĆ	1975	AKOIO		Men 54	3	4,95		
	271	Robert RADOJČIĆ		SRB		Men 54		DNS		

Results

Shot Put Men

Rank	Bib	Athlete	Y	Country	Category	NC	Age res	Result	Points
Shot Put Men Men 4kg 55/56									Start: 16:45

F5

1.	274	Miloš ZARIĆ	1987	SRB		Men 55		11,14	
		10,46 11,14 x 10,85 x x							
2.	249	Dževad PANDŽIĆ	1969	BIH		Men 55		10,35	
		9,50 10,00 9,80 10,21 10,35 10,29							
3.	279	Marek HODOR	1983	SVK		Men 55		8,11	
		7,97 8,01 7,96 8,11 x x							
4.	38	Nikola SALOPEK	1962	AKOIO		Men 55	1	6,96	
		6,27 6,36 6,46 6,67 6,64 6,96							
	30	Mate DAMJANOVIĆ	1971	AKOKT		Men 56		DNS	
	39	Josip ZIMA	1987	AKOIO		Men 55		DNS	
	49	Domagoj CVITKOVIĆ	1985	CV		ooc Men 55		6,71	
		5,90 5,97 6,26 5,81 6,15 6,71							

Shot Put Men Men 57 4kg									Start: 13:20
-------------------------	--	--	--	--	--	--	--	--	--------------

F5

1.	45	Pero SUNARA	1980	POSK		Men 57	1	11,77	5
		9,02 11,20 11,23 11,33 x 11,77							
2.	242	Dominik POČEKAL	2000	USP		Men 57	2	6,43	3
		6,37 6,43 6,42 6,40 6,37 6,41							
3.	23	Juraj ŠKRTIĆ	1955	AKOIK		Men 57	3	6,08	
		5,99 5,94 5,08 6,03 6,08 5,97							
	28	Miroslav PETKOVIĆ	1983	AKOIM		Men 57		DNS	

Shot Put Men Men O 7,26kg									Start: 15:30
---------------------------	--	--	--	--	--	--	--	--	--------------

F1

	24	Marijan TONŽETIĆ	1955	AKOIK		ooc Men O		DNS	
	25	Miroslav MARILOVIĆ	1952	KAST		ooc Men O		DNS	

Results

Discus Men

Rank	Bib	Athlete	Y	Country	Category	NC	Age res	Result	Points
Discus Men Men 2kg 11/12/13									
Start: 17:30									

RAZA points - F6

1.	267	Stefan DIMITRIJEVIĆ	1989	SRB		Men 12		36,16	719
		33,82 36,16 33,67 x 34,89 33,93							
2.	272	Dušan SRETENOVIĆ	1985	SRB		Men 11		30,98	679
		x 30,84 30,98 x x 28,28							
3.	7	Branimir BUDETIĆ	1990	AGR.		Men 13	1	30,22	610 5
		30,22 - - - - -							
4.	256	Mirnes RAMOVIĆ	1995	MNE		Men 11		24,35	373
		23,81 20,97 24,35 24,05 23,25 24,01							
5.	34	Miljenko VUČIĆ	1981	AKOKT		Men 12	2	27,44	369 3
		27,44 - - - - -							
6.	243	Goran SAMAC	1984	USP		Men 12	3	20,15	112 1
		20,11 x 20,15 19,72 19,74 x							
7.	275	Zlatko PAP	1952	SV		Men 12	4	20,05	109
		x 19,64 x 20,05 x x							
8.	22	Duško PETROVIĆ	1955	AKOIK		Men 11	5	9,37	3
		9,37 - - - - -							

Discus Men Men 20/37									
Start: 12:50									

F6

1.	32	Matej KAČMARČIK	1999	AKOKT		Men 37	1	24,54 1kg	5
		x 22,07 x 24,18 24,06 24,54							
2.	224	Sanjin MARINOVIĆ	1985	SRCE		Men 20	2	16,69 2kg	3
		x 16,48 16,10 16,69 x 15,38							
3.	218	Miodrag ĐAKOVIĆ	1975	SRCE		Men 20	3	14,66 2kg	1
		14,66 14,09 14,57 x 14,16 14,14							
4.	220	Goran KOVAČEVIĆ	1975	SRCE		Men 20	4	14,22 2kg	
		12,31 x 14,22 13,46 12,52 13,58							


Discus Men Men 40/41/42									
Start: 11:20									

RAZA points - F6

1.	33	Matija SLOUP	1996	AKOKT		Men 40	1	22,32 1kg WR	1009 5
		21,64 22,32 - - - - -							
2.	13	Denis SLUNJSKI	1987	AGR.		Men 41	2	17,62 1kg	102 3
		17,62 - - - - -							
3.	18	Željko KRAJAČIĆ	1972	AKOIK		Men 42	3	13,90 1,5kg	17
		12,95 13,90 - - - - -							

Discus Men Men 1kg 32/51/52									
Start: 10:45									

RAZA points - F3

1.	244	Velimir ŠANDOR	1985	USP		Men 52	1	17,39	824 5
		17,37 16,96 16,87 17,33 17,11 17,39							
2.	225	Miroslav MATIĆ	1967	SRCE		Men 51	2	9,21	671 3
		8,23 9,15 9,13 9,21 9,16 9,02							
3.	281	Marian KUREJA	1980	SVK		Men 51		9,03	646
		x 8,88 x 8,88 8,77 9,03							
4.	250	František SERBUS	1985	CZE		Men 32		15,48	620
		14,83 15,13 15,15 15,15 15,29 15,48							
5.	207	Jozo ŠARIĆ	1971	SOK		Men 52	3	13,43	494
		12,94 13,06 13,03 x 13,43 13,12							

Results

Discus Men

Rank	Bib	Athlete	Y	Country	Category	NC	Age res	Result	Points
Discus Men Men 1kg 53/54 Start: 10:30									

RAZA points - F6

1.	36	Deni ČERNI	1993	AKOIO		Men 54	1	22,74	637 5
		21,86 22,38 21,72 21,22 22,06 22,74							
2.	230	Miroslav ŠANTIĆ	1977	SRCE		Men 54	2	19,04	410 3
		16,38 16,70 19,04 17,29 16,03 15,05							
3.	37	Goran POPOVIĆ	1975	AKOIO		Men 54	3	16,02	230 1
		16,02 15,35 15,98 15,44 15,44 16,02							
4.	12	Marijan PRESEČAN	1977	AGR.		Men 53	4	13,56	230
		12,88 13,05 13,36 13,56 12,74 13,24							
	269	Srboljub MARKOVIĆ	1976	SRB		Men 54		DNS	

Discus Men Men 1kg 55/56/57 Start: 14:50									
---	--	--	--	--	--	--	--	--	--

RAZA points - F6

1.	270	Slobodan MILETIĆ	1985	SRB		Men 55		36,09	964
		x 35,11 35,37 x 35,29 36,09							
2.	28	Miroslav PETKOVIĆ	1983	AKOIM		Men 57	1	41,38	867 5
		39,27 39,96 40,01 41,38 39,51 39,34							
3.	242	Dominik POČEKAL	2000	USP		Men 57	2	20,09	105 3
		20,09 18,60 19,15 19,58 19,35 x							
4.	23	Juraj ŠKRTIĆ	1955	AKOIK		Men 57	3	15,48	27 1
		15,48 14,92 15,26 15,23 14,98 14,03							
5.	20	Petar MIHALIĆ	1964	AKOIK		Men 57	4	14,88	22
		14,88 12,36 10,63 10,46 10,34 x							
	249	Dževad PANDŽIĆ	1969	BIH		Men 55		DNS	
	30	Mate DAMJANOVIĆ	1971	AKOKT		Men 56		DNS	
	49	Domagoj CVITKOVIĆ	1985	CV		ooc Men 55		14,65	
		14,65 14,53 13,94 14,04 13,94 13,59							

Discus Men Men 44 1,5kg Start: 12:00									
---	--	--	--	--	--	--	--	--	--

F6

1.	9	Ivan KATANOŠIĆ	1991	AGR.		Men 44	1	52,10	5
		x 48,37 52,10 51,99 51,87 50,98							
2.	206	Josip SLIVAR	1970	SOK		Men 44	2	45,77	3
		39,98 43,99 45,77 45,66 44,96 44,03							
3.	15	Mile ŠOLA	1983	AGR.		Men 44	3	41,00	1
		36,63 37,69 40,83 40,96 x 41,00							
4.	29	Franjo ČEHULIĆ	1961	AKOKT		Men 44	4	33,24	
		32,86 33,15 x x x 33,24							

Results

Javelin Men








Rank	Bib	Athlete	Y	Country	Category	NC	Age res	Result	Points
Javelin Men Men 800g 12/13									
Start: 14:40									

RAZA points - F2

1.	266	Nemanja DIMITRIJEVIĆ	1992	SRB		Men 13		59,92	897
		59,92 57,89 57,44 58,71 55,23 56,57							
2.	7	Branimir BUDETIĆ	1990	AGR.		Men 13	1	57,89	860
		54,76 56,72 55,53 57,04 57,89 x							
3.	268	Miloš GRLICA	1979	SRB		Men 12		52,05	782
		50,53 50,35 47,52 52,05 47,58 46,98							






Javelin Men Men 20 800g									
Start: 17:10									

F2

1.	228	Međid OSMANI	1997	SRCE		Men 20	1	25,88	5
		24,41 24,16 25,79 25,22 25,88 21,96							
2.	220	Goran KOVAČEVIĆ	1975	SRCE		Men 20	2	16,97	3
		16,07 16,97 14,87 16,70 16,52 16,84							
3.	231	Kristijan ŠTEFŠA	1995	SRCE		Men 20	3	15,94	1
		14,80 15,94 14,92 15,80 15,69 14,84							
4.	21	Ivan MILČIĆ	1980	AKOIK		Men 20	4	12,95	
		x 12,95 12,29 x 11,13 9,19							
	283	Dario JELIĆ	1993	USRD		Men 20		DNS	
	282	Nebojša BOGUNOVIĆ	1991	USRD		Men 20		DNS	
	35	Dean BRADEŠIĆ	1995	AKOIO		Men 20		DNS	

Javelin Men Men 600g 33/34/52/53									
Start: 12:00									

RAZA points - F4

1.	244	Velimir ŠANDOR	1985	USP		Men 52	1	10,37	264
		8,97 9,52 9,66 10,37 x x							
2.	255	Radmilo BARANIN	1982	MNE		Men 34		19,14	224
		x 18,37 18,39 19,06 19,14 19,14							
3.	241	Ivan PALČIĆ	1986	USP		Men 53	2	10,42	153
		9,47 9,50 9,59 9,76 10,05 10,42							
4.	238	Ozren KLARIĆ	1980	USP		Men 33	3	9,38	69
		8,19 8,58 8,72 8,75 9,11 9,38							
5.	251	Bohumil ŠOUN	1991	CZE		Men 33		8,31	37
		6,95 7,00 7,69 x 8,19 8,31							

Results

Javelin Men

Rank	Bib	Athlete	Y	Country	Category	NC	Age res	Result	Points
Javelin Men Men 35/37/38/42/44/47									Start: 16:20

RAZA points - F2

1.	17	Mladen TOMIĆ	1976	AGR.		Men 42	1	34,27 800g	496 5
		33,45 34,27 32,54 31,81 29,51 -							
2.	265	Aleksandar BROČIĆ	1976	SRB		Men 37		29,77 600g	377
		x x 13,59 24,63 27,20 29,77							
3.	258	Ciprian BARAIAN	1996	ROU		Men 47		32,61 800g	357
		29,06 32,23 28,86 32,61 31,59 32,48							
4.	29	Franjo ČEHULIĆ	1961	AKOKT		Men 44	2	25,37 800g	129 3
		23,37 25,37 23,99 22,99 22,77 x							
5.	203	Hrvoje HORVAT	1986	SOK		Men 42	3	21,83 800g	97 1
		19,99 19,59 20,75 19,68 21,83 19,47							
6.	11	Marijan PAJVOT	1983	AGR.		Men 37	4	19,19 600g	64
		18,43 19,19 16,60 17,52 17,16 18,24							
	48	Mario ALILOVIĆ	1971	CV		ooc Men 35		6,89 600g	
		6,89 6,03 x 5,94 x x							

Javelin Men Men 54 600g Start: 15:10

F4									
1.	278	Andrej GERMINC	1980	SVK		Men 54		18,98	
		17,83 17,91 17,76 18,25 18,95 18,98							
2.	269	Srboljub MARKOVIĆ	1976	SRB		Men 54		16,69	
		15,78 16,17 x 16,53 16,69 16,47							
3.	271	Robert RADOJČIĆ		SRB		Men 54		15,55	
		13,26 14,29 14,43 14,83 15,08 15,55							
4.	273	Milan ŠOLAJA	1979	SRB		Men 54		13,18	
		11,86 12,49 12,48 12,74 13,09 13,18							
	40	Zoran JEZERČIĆ	1974	POSK		Men 54		DNS	
	230	Miroslav ŠANTIĆ	1977	SRCE		Men 54		DNS	

Javelin Men Men 57 600g Start: 11:00

F4									
1.	280	Julius HUTKA	1974	SVK		Men 57		28,42	
		26,28 27,23 26,63 28,15 28,42 26,82							
2.	20	Petar MIHALIĆ	1964	AKOIK		Men 57	1	16,00	
		12,41 15,88 13,98 14,63 15,75 16,00							

Javelin Men Men O 800g Start: 17:10

F2									
	24	Marijan TONŽETIĆ	1955	AKOIK		ooc Men O		DNS	

Results

Javelin Men

Rank	Bib	Athlete	Y	Country	Category	NC	Age res	Result	Points
Javelin Men		Men 55 600g							Start: 12:20
<i>F5</i>									
1.	274	Miloš ZARIĆ	1987	SRB	Men 55			30,86	
		29,83 30,03 30,86 30,08 28,91 27,50							
2.	41	Sven MARETIĆ	1989	POSK	Men 55	1		19,86	
		17,50 17,92 19,03 16,82 18,91 19,86							
3.	279	Marek HODOR	1983	SVK	Men 55			17,25	
		15,84 17,10 17,25 16,57 14,86 14,84							
4.	38	Nikola SALOPEK	1962	AKOIO	Men 55	2		13,39	
		11,43 11,88 13,06 13,39 13,16 12,82							
	39	Josip ZIMA	1987	AKOIO	Men 55			DNS	

Club Men

Rank	Bib	Athlete	Y	Country	Category	NC	Age res	Result	Points
Club Men		Men 397g 32/51							Start: 12:40
<i>RAZA points - F3</i>									
1.	281	Marian KUREJA	1980	SVK	Men 51			26,76	955
		24,37 24,03 26,76 25,18 24,46 x							
2.	225	Miroslav MATIĆ	1967	SRCE	Men 51	1		21,37	685
		21,37 x 20,89 x 20,51 x							
3.	250	František SERBUS	1985	CZE	Men 32			25,69	598
		23,50 25,01 24,08 x 25,53 25,69							
4.	202	Radovan HALAS	1990	SOK	Men 51	2		19,16	534
		17,66 18,25 18,23 18,46 18,20 19,16							
5.	264	Robert BAČI	1976	SRB	Men 51			18,86	512
		x 17,90 17,44 18,86 17,69 x							

Ekipni poredak sveukupno muški i žene

Mjesto	Klub	Bodovi	Broj osvojenih mjesta																	
			1	2	3	4	5	6	7	8	9	10	11	12	13	14	15			
1.	<i>AKOI SRCE, Rijeka</i>	75	7	9	7	4	5	3	1	1	1									
2.	<i>AKOI AGRAM, Zagreb</i>	69	7	5	3	4	1	1												
3.	<i>AKOSI USPON, Velika Gorica</i>	38	2	5	2	2	1	1			1									
4.	<i>AKOI ODISEJ KUTINA, Kutina</i>	26	3	2		3				1			1							
5.	<i>AKOI SOKOL, Bjelovar</i>	24	1	3	3															
6.	<i>AKOI POSKOK, Split</i>	20	1	2	2	2	2													
7.	<i>AKOI OTOS, Grubišno Polje</i>	15	2		1					1										
8.	<i>MEĐIMURJE, Čakovec</i>	11	2																	
9.	<i>AKOI KARLOVAC, Karlovac</i>	10		1	1	2	1			1	1									
10.	<i>AKOI MEDULIN, Medulin</i>	9	1		1															
11.	<i>USROSI DARUVAR, Daruvar</i>	8	1			1	1													
12.	<i>SLOBODA, Varaždin</i>	2			1	1														
13.	<i>SERBIA, Srbija</i>	0																		
13.	<i>BULGARIA, Bugarska</i>	0																		
13.	<i>AUSTRIA, Austrija</i>	0																		
13.	<i>MONTENEGRO, Crna Gora</i>	0																		
13.	<i>BOSNIA & HERZEGOVINA, BIH</i>	0																		
13.	<i>CZECH REPUBLIC, Češka</i>	0																		
13.	<i>HUNGARY, Mađarska</i>	0																		
13.	<i>SLOVAKIA, Slovačka</i>	0																		
13.	<i>ROMANIA, Rumunjska</i>	0																		

Medal table Total men & women				
Country	Gold	Silver	Bronze	Total
<i>AKOI SRCE Rijeka</i>	7	9	7	23
<i>AKOI AGRAM Zagreb</i>	7	5	3	15
<i>AKOI ODISEJ KUTINA Kutina</i>	3	2		5
<i>AKOSI USPON Velika Gorica</i>	2	5	2	9
<i>AKOI OTOS Grubišno Polje</i>	2		1	3
<i>MEĐIMURJE Čakovec</i>	2			2
<i>AKOI SOKOL Bjelovar</i>	1	3	3	7
<i>AKOI POSKOK Split</i>	1	2	2	5
<i>AKOI MEDULIN Medulin</i>	1		1	2
<i>USROSI DARUVAR Daruvar</i>	1			1
<i>AKOI KARLOVAC Karlovac</i>		1	1	2
<i>SLOBODA Varaždin</i>			1	1